

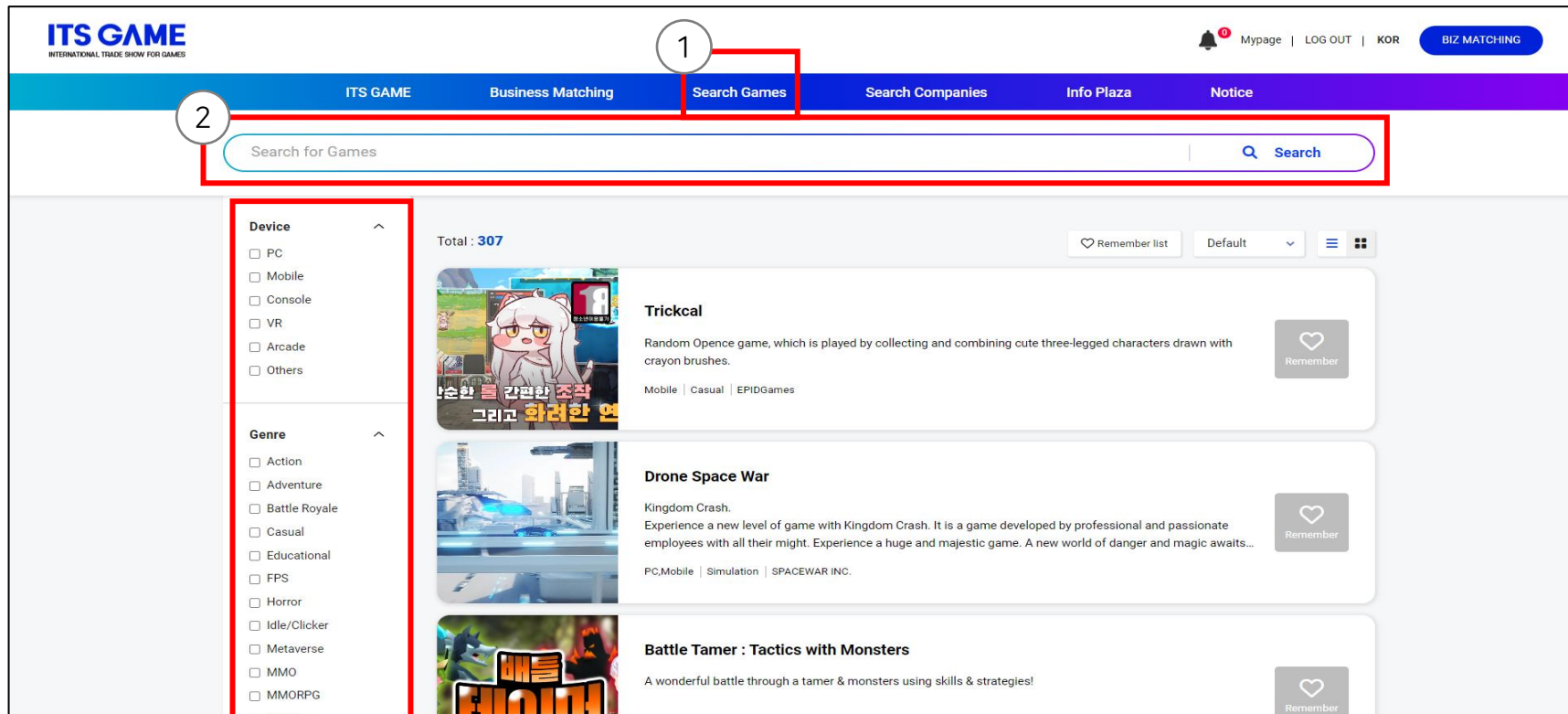
How to Search Games

1. Search Games – Advanced Search

① Click <Search Games>

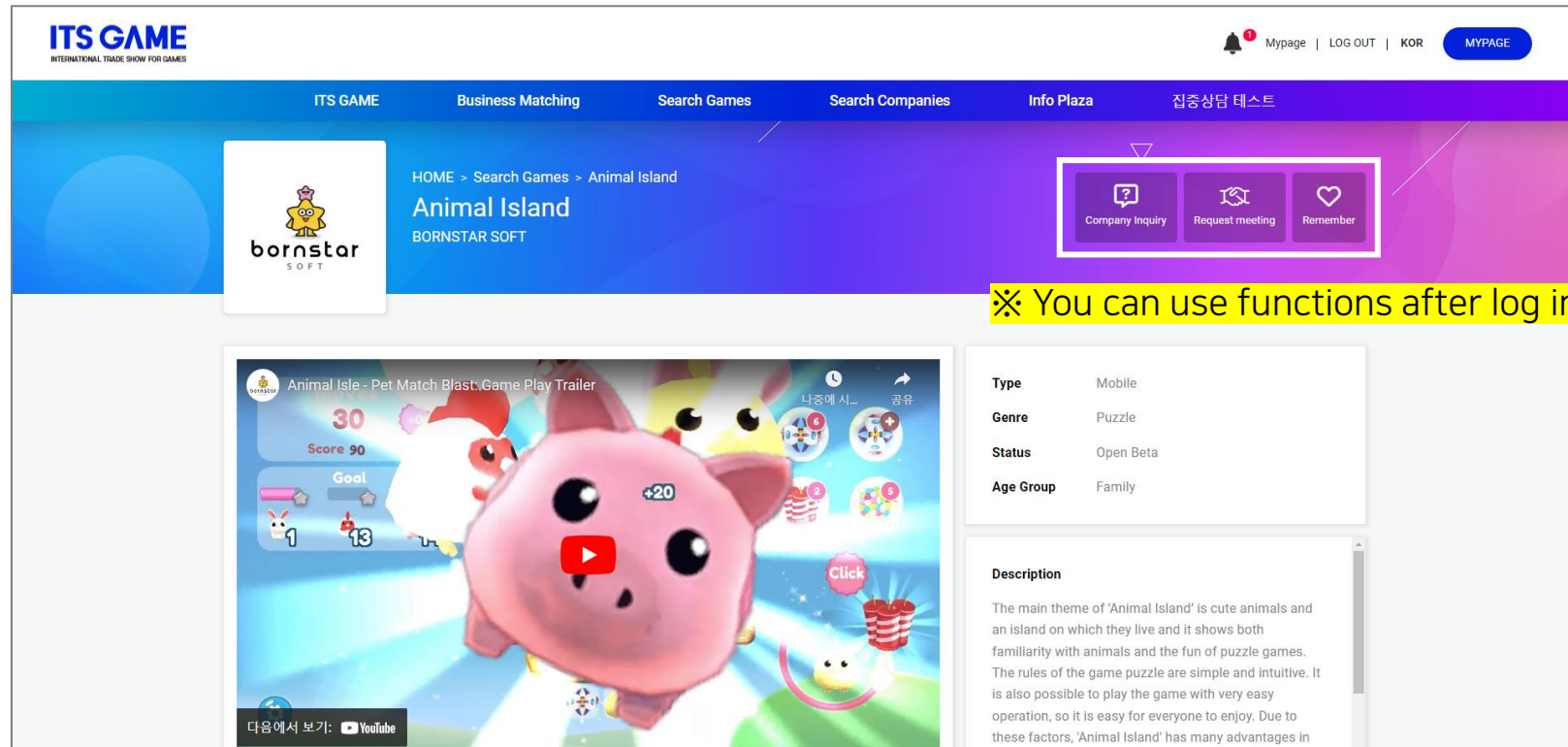
② Enter names or keywords of games that you want to find in the search box and click <Search> button.

※ You can filter games by device, genre, production status, age group, and service region on the left side of the screen.



2. Search Games – Search Results

- ① <Company Inquiry>: Send an E-mail to the representative of the game
- ② <Request meeting>: Request a meeting to the representative of the game
- ③ <Remember>: Bookmark



※ Detailed page that pops up when you click a game

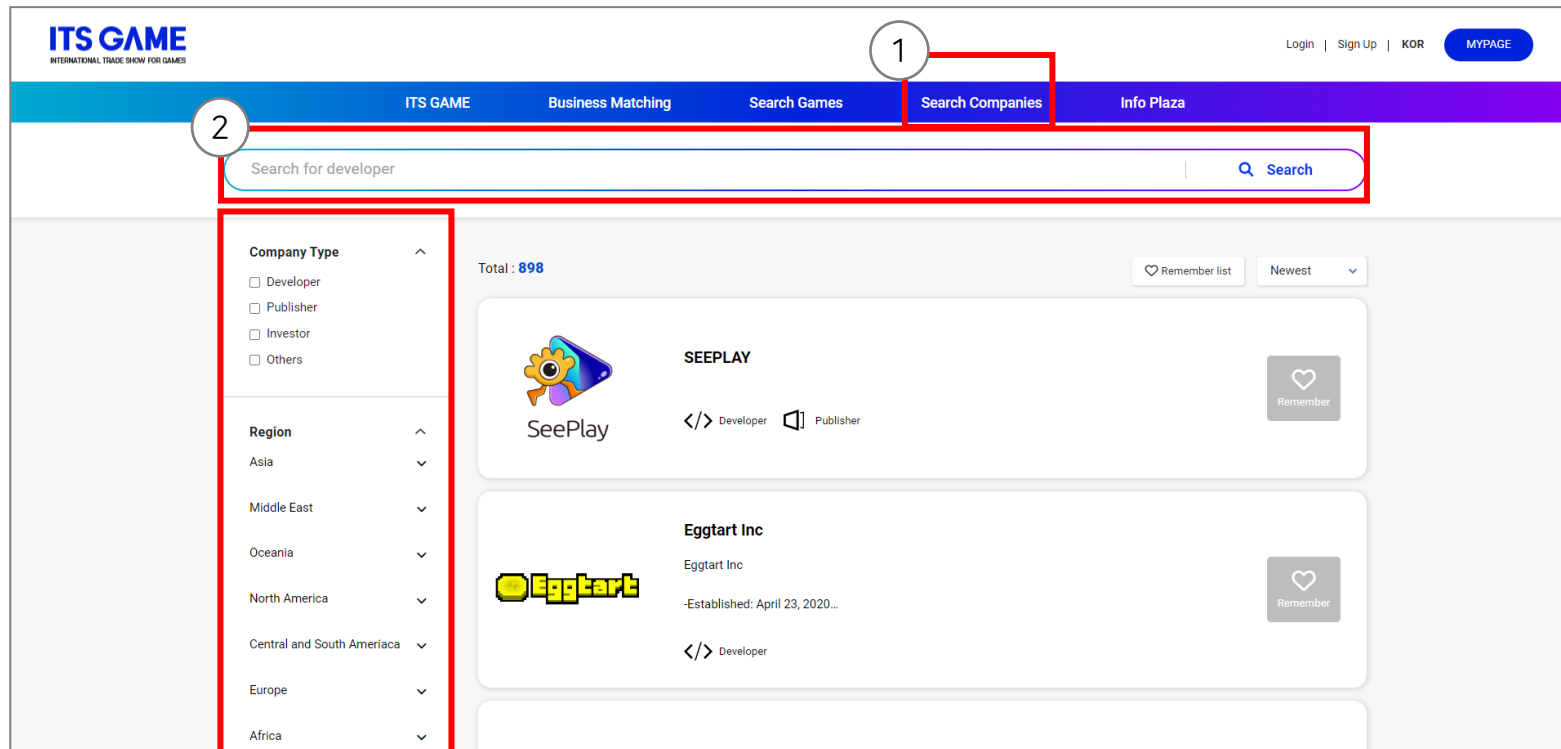
How to Search Companies

1. Search Companies – Advanced Search

① Click <Search Companies>

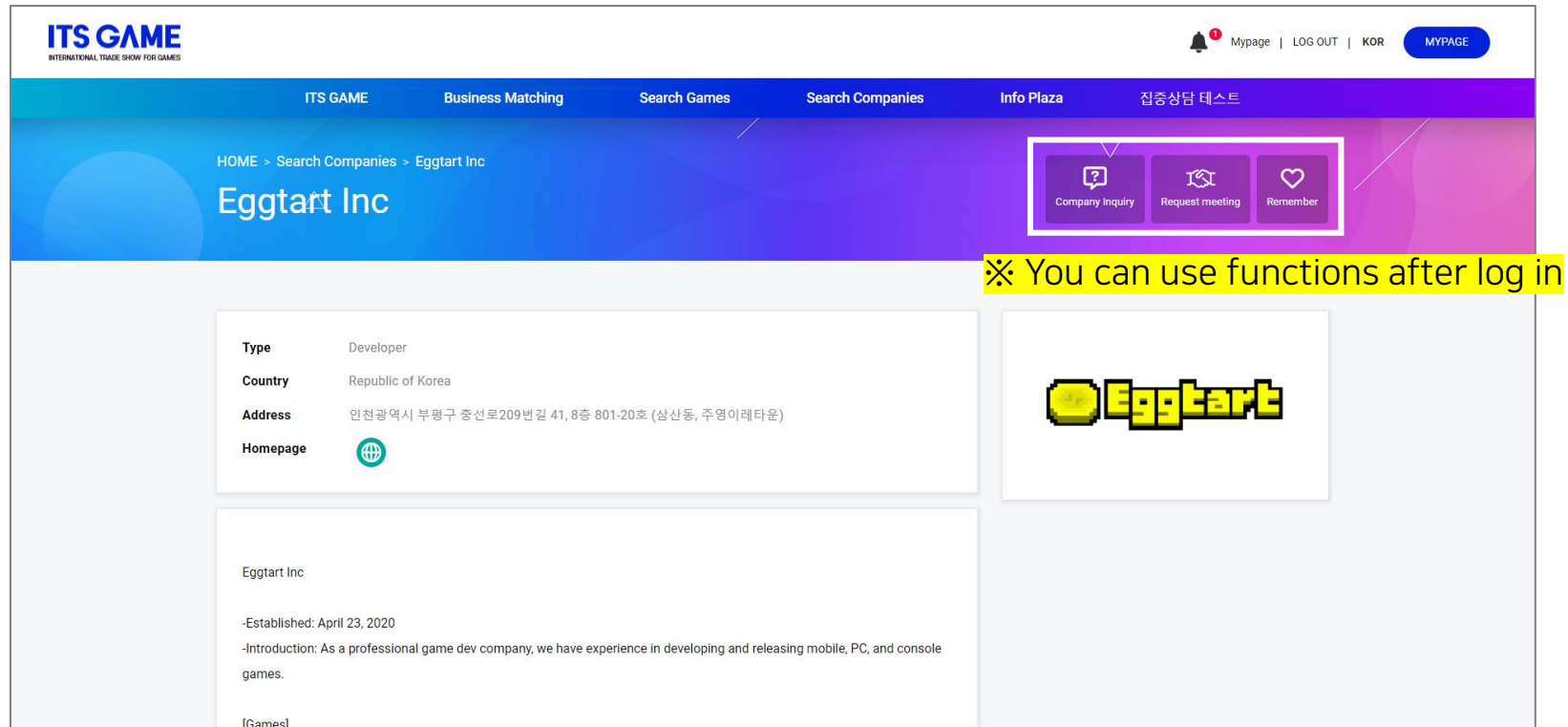
② Enter names or keywords of companies that you want to find in the search box and click <Search> button.

※ You can filter companies by company type, country on the left side of the screen.



2. Search Companies – Search Results

- ① <Company Inquiry>: Send an E-mail to the responsibility
- ② <Request meeting>: Request a meeting to the responsibility
- ③ <Remember>: Bookmark



※ Detailed page that pops up when you click a company

1. MY BIZ MATCHING

<Company Info>

ITS GAME

Welcome, gildong Hong

My Info

My Info

Company Info

Game List

Bookmark List

Message Box

365 Business Matching

Change Available Times

Search Games (Request Meeting)

Search Companies (Request Meeting)

Meeting Request Status

Focused Meeting

Change Available Times

Search Games (Request Meeting)

Search Companies (Request Meeting)

Request Status

Meeting Request Status

Meeting History

Meeting History

Registration Information

test company (테스트 기업) Application has been successfully approved.

Company Information

Company (BNO) test company

Company Type ☒ Breaker ☐ Partner ☐ Investor ☐ Others

Country Republic of Korea

Homepage test.com

Website

Tel -

E-mail test@test.com

Global game hub center occupancy status ☐ No ☐ Yes

Company Information II

Address

Year of Establishment

Logo (2" max, .jpg file)

MICEHUB

Available

Detailed Information

Company Introduction (BNO)

Company Introduction (2" max file)

No files attached

Check and modify my company info

<Change Available Times>

ITS GAME

Welcome, gildong Hong

My Info

My Info

Member Info

Company Info

Corp Member List

Game List

Bookmark List

Message Box

365 Business Matching

Change Available Times

Search Games (Request Meeting)

Search Companies (Request Meeting)

Meeting Request Status

Focused Meeting

Change Available Times

Search Games (Request Meeting)

Search Companies (Request Meeting)

Request Status

Meeting Request Status

Meeting History

Meeting History

Change Available Times

test company (테스트 기업)

Your current timezone is (KST) Asia/Seoul

Change Timezone Lock zone

Meeting Schedule

January 2024 - February 2024

Available Times for 2024-01-18

AM

PM

Legends

Meeting Unavailable

Available Time

Unavailable Time

Set the available time for meeting

<Meeting Request Status>

ITS GAME

Welcome, gildong Hong

My Info

My Info

Member Info

Company Info

Corp Member List

Game List

Bookmark List

Message Box

365 Business Matching

Change Available Times

Search Games (Request Meeting)

Search Companies (Request Meeting)

Meeting Request Status

Focused Meeting

Change Available Times

Search Games (Request Meeting)

Search Companies (Request Meeting)

Request Status

Meeting Request Status

Meeting History

Meeting History

Meeting Request Status

Test Company (테스트 기업)

Your current timezone is (KST) Asia/Seoul

Change Timezone

Meeting List

#	Time	Company Name	Person in charge	Cancel Arrangement	VideoConference	Meeting Result
1	2024-01-18 10:00 (KST)	test company (테스트 기업)	gildong Hong	Cancel	VideoConference	Meeting Result
2	2024-01-18 11:00 (KST)	test company (테스트 기업)	gildong Hong	Cancel	VideoConference	Meeting Result
3	2024-01-18 12:00 (KST)	test company (테스트 기업)	gildong Hong	Cancel	VideoConference	Meeting Result
4	2024-01-18 13:00 (KST)	test company (테스트 기업)	gildong Hong	Cancel	VideoConference	Meeting Result
5	2024-01-18 14:00 (KST)	test company (테스트 기업)	gildong Hong	Cancel	VideoConference	Meeting Result
6	2024-01-18 15:00 (KST)	test company (테스트 기업)	gildong Hong	Cancel	VideoConference	Meeting Result

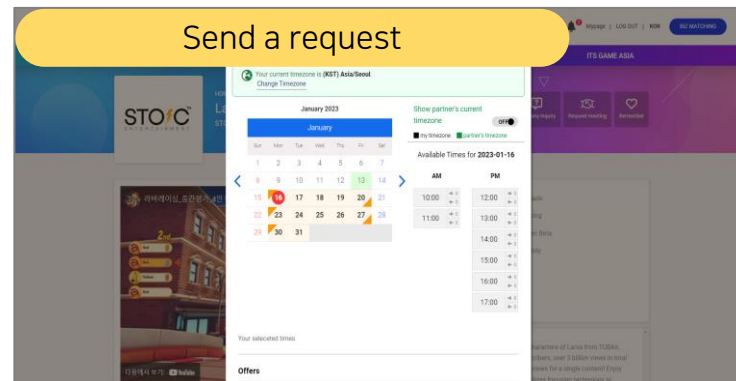
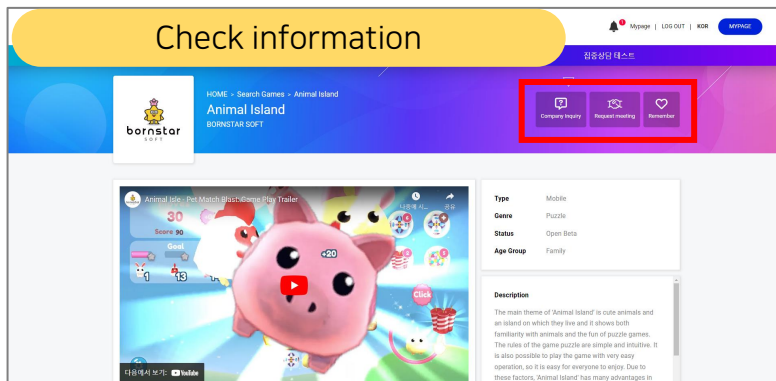
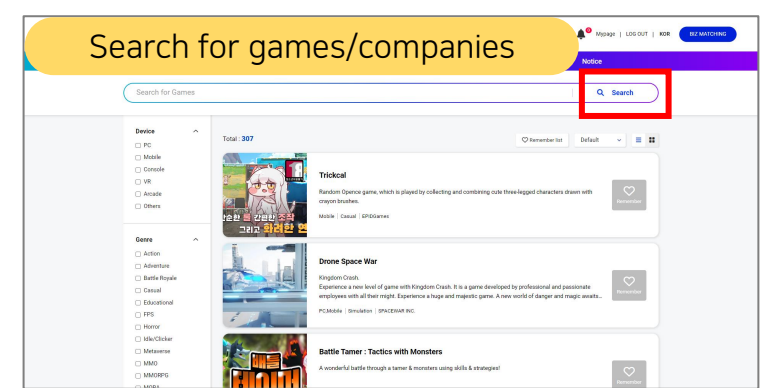
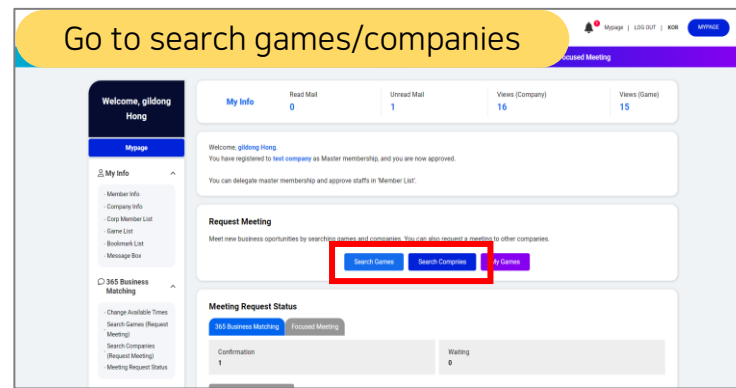
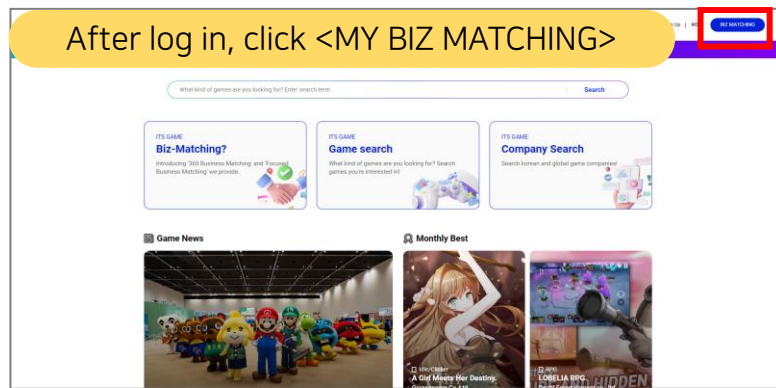
Meeting Arrangement Waiting List

#	Company Name	Person in charge	Selected Times	Status	Action
1	test company (테스트 기업)	gildong Hong	2024-01-18 10:00 (KST)	Partner's Request	Confirm
2	test company (테스트 기업)	gildong Hong	2024-01-18 11:00 (KST)	Partner's Request	Confirm
3	test company (테스트 기업)	gildong Hong	2024-01-18 12:00 (KST)	My Request	Withdraw
4	test company (테스트 기업)	gildong Hong	2024-01-18 13:00 (KST)	Partner's Refusal	-
5	test company (테스트 기업)	gildong Hong	2024-01-18 14:00 (KST)	Partner's Refusal	-
6	test company (테스트 기업)	gildong Hong	2024-01-18 15:00 (KST)	Partner's Refusal	-

Check my meeting schedule

2. Request Meeting

- ① After log in, Click <MY BIZ MATCHING>.
- ② Click <Search Games> or <Search Companies>
- ③ Search for games or companies that you are interested in.
- ④ After checking information, Click <Request meeting> button.
- ⑤ On pop up, check Available meeting time, enter a simple suggestion, then click <Send Request>



3. Change Available Times

- ① After log in, click <MY BIZ MATCHING>
- ② Click <Chang Available times>
- ③ Uncheck unavailable times and date
(Duplication OK)

Welcome, gildong Hong

Mypage

My Info

- Member Info
- Company Info
- Corp Member List
- Game List
- Bookmark List
- Message Box

365 Business Matching

- Change Available Times**
- Search Games (Request Meeting)
- Search Companies (Request Meeting)
- Meeting Request Status

Focused Meeting

- Change Available Times
- Search Games (Request Meeting)
- Search Companies (Request Meeting)
- Request Status
- Meeting Request Status

Meeting history

- Meeting history

Change Available Times

HOME > 365 Biz Matching > Change Available Times

test company (테스트 기업)

Your current timezone is (KST) Asia/Seoul.
[Change Timezone](#) [Lock zone](#)

Meeting Schedule

January 2024 ~ February 2024

January							February						
Sun	Mon	Tue	Wed	Thu	Fri	Sat	Sun	Mon	Tue	Wed	Thu	Fri	Sat
	1	2	3	4	5	6					1	2	3
7	8	9	10	11	12	13	4	5	6	7	8	9	10
14	15	16	17	18	19	20	11	12	13	14	15	16	17
21	22	23	24	25	26	27	18	19	20	21	22	23	24
28	29	30	31				25	26	27	28	29		

Available Times for 2024-01-18

Unblock All Block All

AM

10:00 11:00

PM

12:00 13:00 14:00 15:00

16:00 17:00

When you click the meeting time, the changes will be saved in real time.

Legends

Meeting Unavailable Available Time Arranged Time

4. Meeting Request Status

- ① In <Meeting Request Status>, you can check 'My request' and 'Partner's request'.
- ② If a partner requests you a meeting and you want to meet them, click <Confirm>.
- ③ If you don't want to meet that partner, click <Decline>.

Welcome, 홍길동

My Biz Matching

My Info

- Member Info
- Company Info
- Corp Member List
- Game List
- Bookmark List
- Message Box

365 Business Matching

- Change Available Times
- Search Games (Request Meeting)
- Search Companies (Request Meeting)
- Meeting Request Status**

Meeting Request Status

HOME > 365 Biz Matching > Meeting Request Status

Test Company (테스트 기업)

Your current timezone is (KST) Asia/Seoul.
Change Timezone

Meeting List

#	Time	Company Name	Person in charge	Cancel Arrangement	VideoConference	Meeting Result
---	------	--------------	------------------	--------------------	-----------------	----------------

Meeting Arrangement Waiting List

#	Company Name	Person in charge	Selected Times	Status	Action
1	[Test] MICEHUB 34 [테스트] 마이스허브 34	이보나	-	Partner's Request	<div>Confirm</div> <div>Decline</div>
2	[Test] MICEHUB 12 [테스트] 마이스허브 12	bona bona	2022-12-30 10:00 (KST) and 1 more	Partner's Request	<div>Confirm</div> <div>Decline</div>
3	[Test] MICEHUB 12 [테스트] 마이스허브 12	이보나12a	2022-11-17 10:00 (KST)	My Request	<div>Withdraw</div>
4	[Test] MICEHUB 12 [테스트] 마이스허브 12	이보나12a	2022-11-17 10:00 (KST)	Partner's Refusal	-
5	[Test] MICEHUB 12 [테스트] 마이스허브 12	이보나12a	2022-11-17 11:00 (KST)	Partner's Refusal	-
6	[Test] MICEHUB 12 [테스트] 마이스허브 12	이보나12c	2022-11-17 11:00 (KST)	Partner's Refusal	-

5. Join online meetings and write results

- ① Click <Enter VC> button in <Meeting List>.
- ② Check your camera and microphone before entry.
- ③ After finishing the meeting, click <Write result> button and submit the meeting result.

#	Date/Time	Company Name	Contact Name	Requests	Video Conference	Meeting Result
1	2022-12-30 10:00 ~ 10:50 (KST)			My Request	<div><div>1</div><div>Enter VC </div><div>Copy </div></div>	<div><div>3</div><div>write result</div></div>

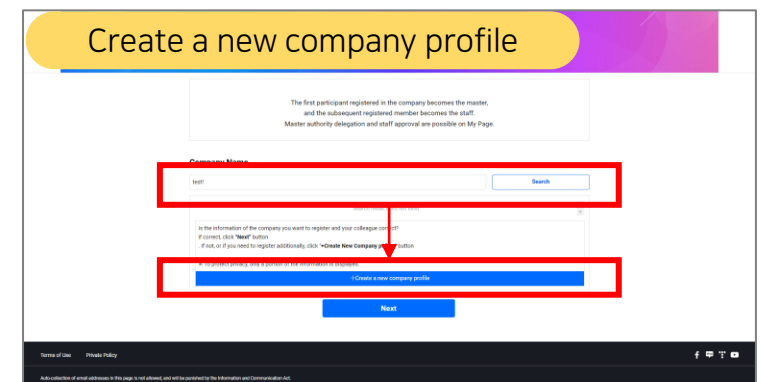
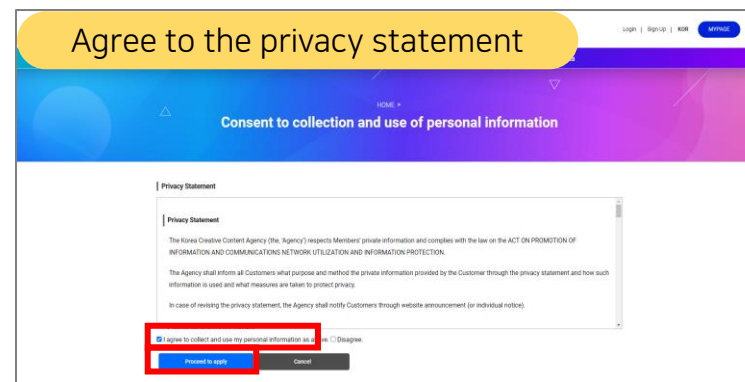
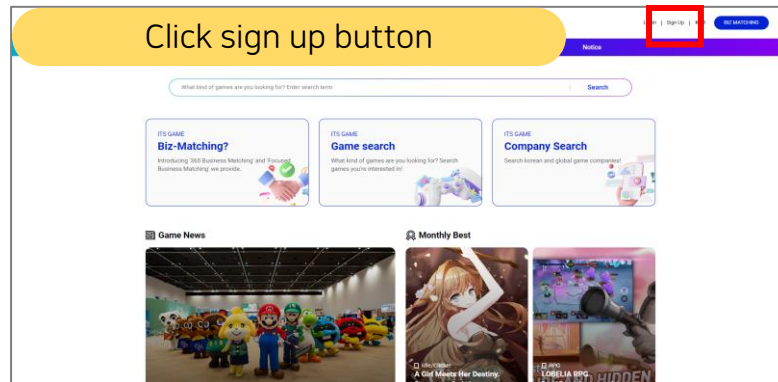
How to Sign up

1. How to sign up : Master

- ① Click <Sign up>.
- ② Agree to the privacy statement.
- ③ Search your company name to verify if an account is already existing.

If it doesn't exist, click <Create New Company Profile>

※ If the account is already existing, you can sign up as a staff.



How to Sign up

1. How to sign up : Master

- ④ Agree to the administrator's information update.
- ⑤ Input an ID and a Password.
- ⑥ Fill in other information (individual, company, game info)
(you can skip this information and edit in <MY BIZ MATCHING> later.)
-> company type: developer, publishers, investor, and others

※ You can use all functions after a secretariat approves you.

Agree to the admin's info update.

Company Name

as

Search

regist a new company

Company Name

test company2

You can edit Company Info later. Please provide detailed information to other users for more business opportunities. However, the information will be shown on the website only after an administrator's approval.

* If The Administrator can update your Company Info that has not been filled refer to your company's website. Please agree to the administrator's information update. You have the right to refuse to consent, however, this may cause limited service.

Agree

Disagree

Next

Input an ID, PW

01. Login Account

ID *

Check Availability

Password *

Confirm Password *

02. My Information

Company Name *

test company2

E-mail *

Type business mail

Tel. *

Name *

03. Company Information

Company (JDR)

Company (EM)

test company2

Fill in company information

Complete Application Form

Provide information to companies that interested in your company. You can get more opportunities for biz matching.

Corporate information can be modified afterwards. However, the homepage can be exposed after approval.

04. Company Information

Homepage

Tel. (Company)

Email (Company)

Do you need a publisher?

Do you need an investment?

05. Detailed Information

Address

Year of Establishment

Number of Employees

LOGO

Youtube

06. Publishing Information

TITLE (Eng)

TITLE (Kor)

Release date

Device

Format

Genre

Support Language

Sales Rights

Service URL

Developer info

Early access Users

Next

Stop

Terms of Use

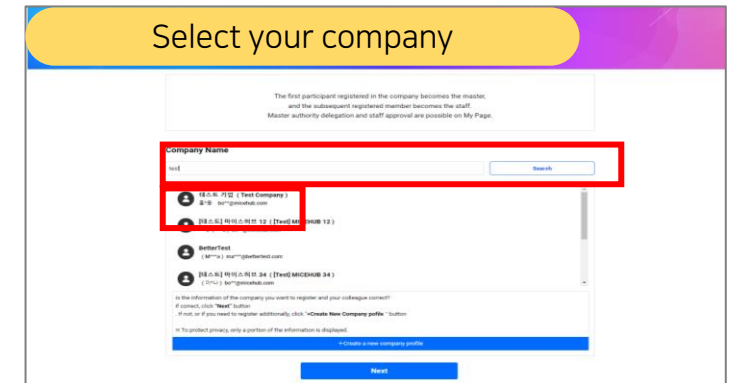
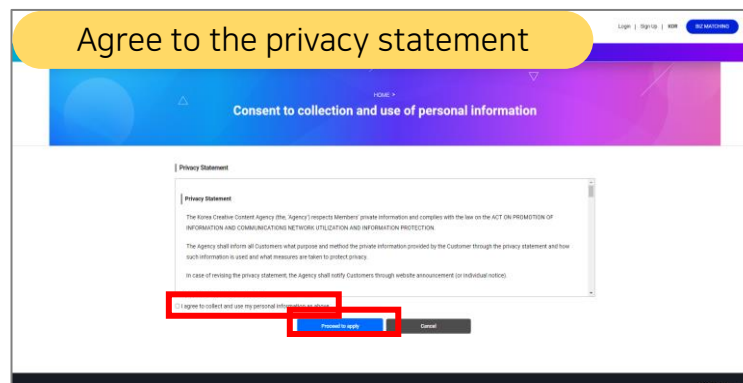
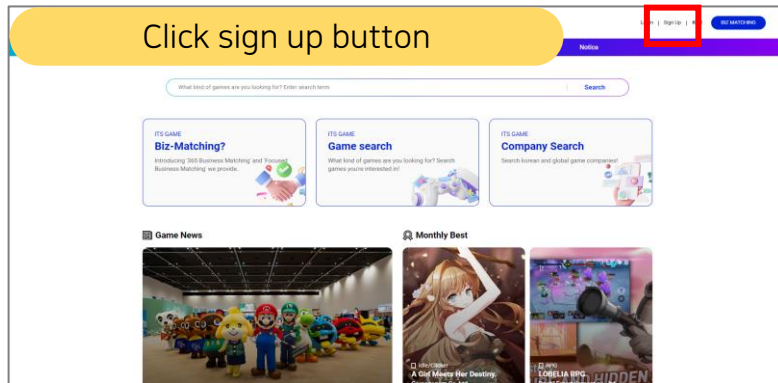
Privacy Policy

Adm collection of email addresses in this page is not allowed, and will be provided by the Information and Communication Act. 24, Dongsajgil, Nongseok, Jangjeon, Republic of Korea, KOREA CREATIVE CONTENTS AGENCY TEL 142-1566-1114 Copyright 2021 Korea Creative Content Agency All rights reserved.

How to Sign up

2. How to sign up : Staff

- ① Click <Sign up>.
- ② Agree to the privacy statement.
- ③ Select your Company.



How to Sign up

2. How to sign up : Staff

④ Input an ID and a Password.

⑤ Waiting for Master's Approval

※ You can use all functions after the master's approval.

Input an ID, PW

Complete Application Form

01. Login Account

ID * [Check Availability](#)

Password * Confirm Password *

02. My Information

Company Name *

E-mail*

Tel. *

Name *

[Next](#)

Waiting for Master's Approval

ITS GAME Business Matching Search Games Search Companies Info Plaza Focused Meeting

Welcome, gildong hong

My page

My Info

- Member Info
- Bookmark List
- Message Box

Welcome, gildong hong.

You have registered to test company as Staff membership.

You can join for business meeting after Master's approval.

If you want to register to another company, request the master to reject you.
Or you can also ask **secretariat** for cancel and sign up again.

3. Staff Member Approval/Decline

- ① Log in and click <MY BIZ MATCHING>
 - ② In <Corp Member List>, you can approve or decline staff members.
 - ③ You can delegate master's authority to approved staff members.
- ※ Staff can use functions after approval (game registration, meeting request),
and some functions only can be used by the master. (focused biz matching)
- Declined staff members should re-sign up after withdrawal.

ITS GAME
INTERNATIONAL TRADE SHOW FOR GAMES

Home > My Info > Corp Member List

Corp Member List

Member History

#	Type	ID	Email	Name	State	Function
1	MASTER	bona	ho**@test.com	g*****g	Approved	
2	STAFF	bona5	bo**@micehub.com	0j*****6	Approved	Delegate Reject
3	STAFF	bona7	gi*****@test.com	g*****g	Requested	Approve Reject